

**GANTREX® MK6** pads have been specially designed for the soft mounting of crane rails, being mounted either continuously on steel, or mixed on concrete and steel, along with GANTREX® fixing clips.

#### **GANTREX® MK6 pads :**

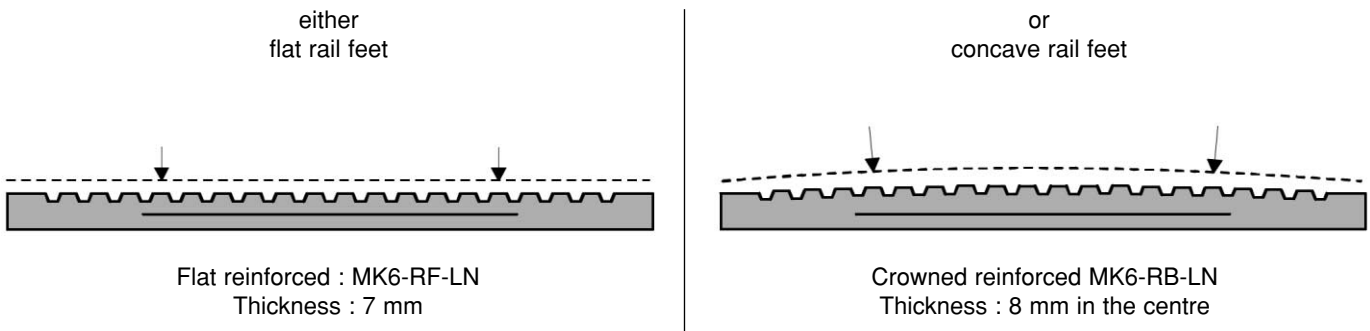
- are manufactured as a vulcanized synthetic elastomer strip, reinforced with a steel strip. The upper face is grooved.
- reduce the wear of the rail and its support :
  - absorb the uneven surfaces;
  - improve the contact between rail and support.
- are specially resistant to wear, shear, crushing, oil, greases, oxygen and ultra-violet rays.
- are designed for service temperatures from  $-25^{\circ}\text{C}$  up to  $100^{\circ}\text{C}$ . For other temperatures, please consult us.
- reduce noise and vibration : noise : typical reduction of 10 % in dbA levels.  
vibrations : typical reduction of 48 %.

#### **Material characteristics :**

- Composition : synthetic elastomer reinforced with a steel strip.
- Shore hardness :  $75^{\circ}\text{A} \pm 5^{\circ}$  (DIN 53505).
- Tensile strength (ASTM D 412C) :  $12.5 \text{ N/mm}^2$  as supplied –  $10.5 \text{ N/mm}^2$  after ageing.
- Elongation : 250 % as supplied – 200 % after ageing.
- Permanent deformation (acc. to BS 903 part A6) :  $< 5 \%$  as supplied –  $< 20 \%$  after ageing.

## Designations and dimensions :

GANTREX® MK6 pads are supplied in 2 types to suit :



LN = nominal width, according to the rail foot. The effective width is reduced, always 5 to 8 mm less than the rail foot width.

Ex. : for mounting a A120 rail (foot width : F = 220 mm) : MK6-RB-220.

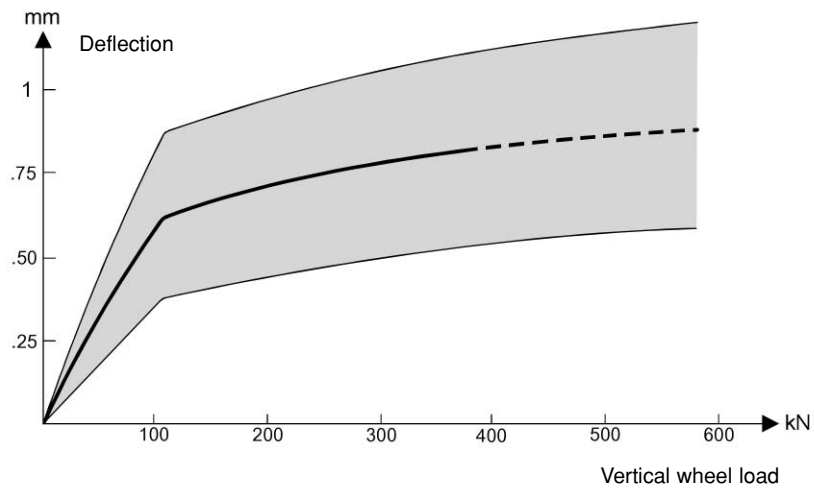
## Available pads :

RF - LN (mm)	Weight (kg/m)	RB - LN (mm)	Weight (kg/m)
90	0.8		
105	1.0		
115	1.1		
120	1.2		
125	1.2	125	1.2
130	1.3	130	1.3
140	1.4	140	1.4
150	1.4	150	1.5
155	1.6	155	1.6
		159	1.6
		165	1.7
175	1.8	175	1.9
190	1.9	180	2.0
200	1.9	200	2.2
220	2.2	220	2.4
		240	2.6
263	2.6		

- MK6 pads are supplied in standard lengths of 12 m, with tolerance of  $\pm 50$  mm. Smaller lengths (minimum 4 m) can be supplied : please consult us.
- For particular applications (namely circular tracks), very small lengths can be supplied, designed according to the track characteristics. Their ends could then be skew or "V" cut, or rounded... according to the application : please consult us.

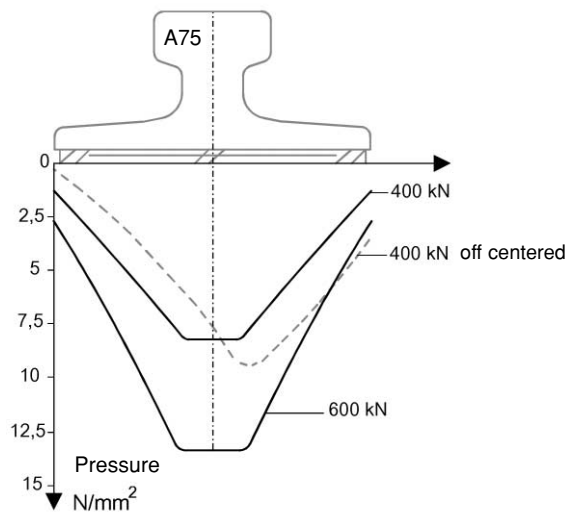
## GANTREX® MK6 pads particular properties :

### A TWO-STAGE DEFLECTION CURVE

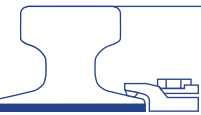


The above curve may vary according to the rail tolerances, the flatness and level of the support. Other rail types and GANTREX® pads will show similar curves, but always within the shadowed zone.

### IN TRANSVERSE DIRECTION, AN ADVANTAGEOUS PRESSURE DISTRIBUTION UNDER THE RAIL

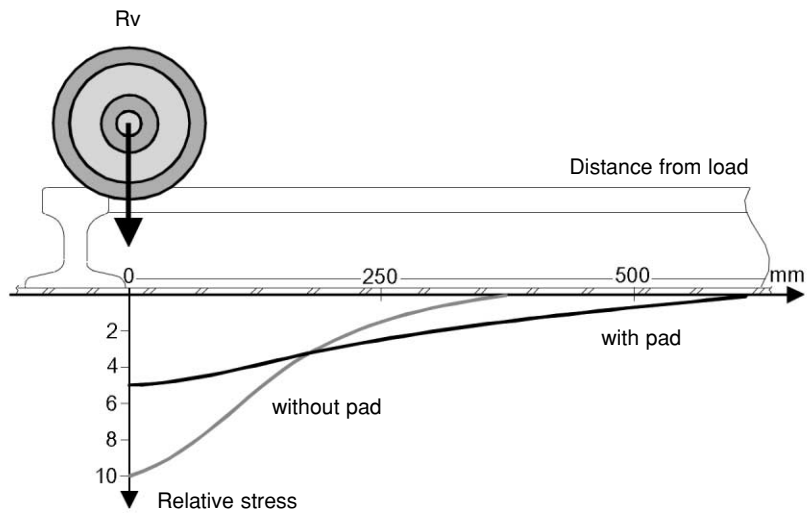


Curves show the pressure distribution in transverse section for different wheel loads. The pressure distribution curve for other rails will be of similar shape, with a different peak pressure. Maximum allowable compressive pressure is 80 N/mm<sup>2</sup>.



## MK6

IN RAIL DIRECTION, A REDUCTION OF 50 % of MAXIMUM STRESSES



Stress comparison with and without **GANTREX® MK6** pad  
(MRS 87 A rail on girder with 25 mm web and 25 mm flange).

References : Ruhr Universität – Bochum (D)  
Cornell University – New York (USA)

**Application for small size rails :**

For small size rails, when fastened with GANTREX® clips type 21/020 or 51/015, GANTREX® MK0-type pad – thickness 4 mm – must be used. Please refer to the specific data sheet.

*We reserve the right to discontinue or change specifications or design at any time without prior notice and without incurring any obligation whatsoever.*

**DaruSín Kft.**

Hungary, 2400 Dunaújváros, Neumann J. u. 16 • Tel: +36 25 503 930 • Fax: +36 25 503 931  
E-mail: [darusin@darusin.hu](mailto:darusin@darusin.hu) • webpage: [www.darusin.hu](http://www.darusin.hu)